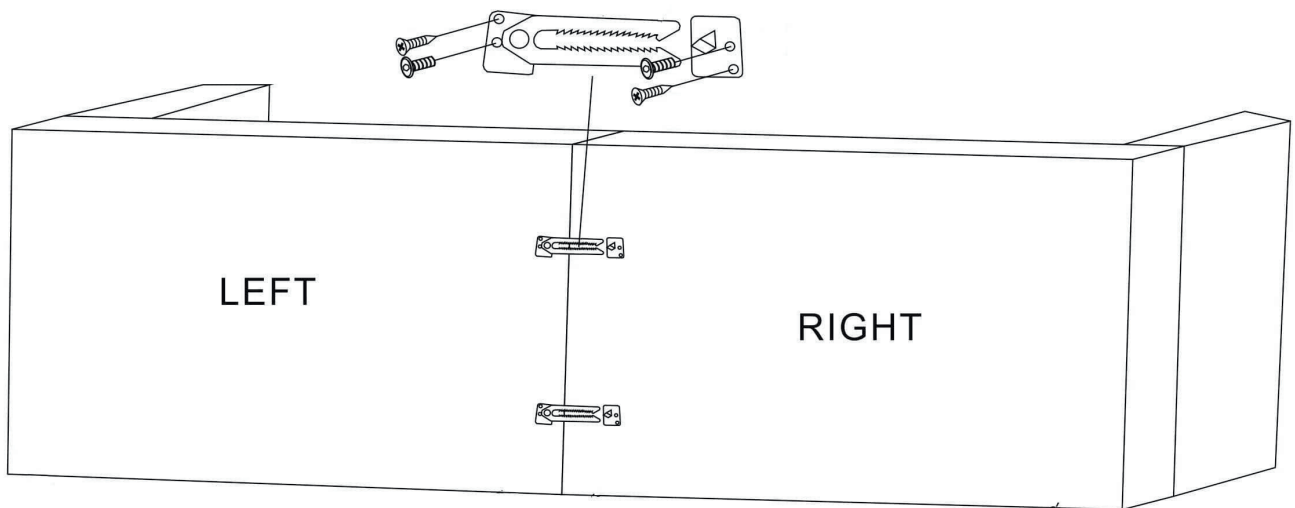








## CONNECTOR ASSEMBLING INSTRUCTION



|   |   |   |   |   |
|---|---|---|---|---|
| 1   | 2   | 3   | 4   |   |
|  |  |  |  |  |
| 2pcs  | 2pcs  | 4pcs  | 4pcs  | 1pc   |



**NOTE:** Pls make sure to lift the **RIGHT** part at first if you want to separate the two parts. **DO NOT** lift the left part, otherwise the connector would be broken.